












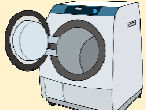


How to separate and dispose of domestic waste correctly (Uoshima district)

From July 1, 2018

bring garbage to the collection place
by 7:00 a.m. to 10:00 a.m.
Monday to Friday

Classification	Collection Area	Collection day	Type of garbage	How to dispose of garbage
Combustible Waste	Uoshima Clean Center	by 7:00a.m. to 10:00a.m. Monday to Friday	<ul style="list-style-type: none"> • Kitchen garbage (row garbage, egg and other shells, etc) • Clothing (Clothing or blankets) • Plastics (PET bottles, plastic buckets, rubber items, etc) • Cooking oil (absorb with rags or paper) • Leather products • others (vinyl items, shoes, wooden containers for food, aluminum wheels, ash, etc) 	Put in the bags specified by Kamijima town and write your name on them. Drain well for row garbage. Remove metal parts. Tie the specified bags at the top tightly.
			<ul style="list-style-type: none"> • Purned off branches (up to approx. 10 kg) • Styrofoam • Scrap wood • Cardboard (wet items or items that cannot be disposed of as recycled waste) 	Put one sticker for a Styrofoam container or scrap wood each bundle. Tie in bundle less than 50x50x80 cm. Always write your name on the stickers. Take garbage out to the refuse disposal facility straightaway in the case that the amount is large.
<ul style="list-style-type: none"> • For drink • For food • Cosmetic glass bottles (empty) etc. • Chinaware • Rice bowls • Vases, etc • Broken bottles • Glass plates • Glassware • Mirrors • Bulbs • Fluorescent lamps (glow starters), etc   			Remove the contents. Always removed the lids. Take in your own cans, buckets or public carriers managed by each area. Always write your name on the containers. Bring your containers back after collection. (carriers, etc. are managed by each area)	
<ul style="list-style-type: none"> • Juice cans • Beer cans • spray cans • Sweet cans • Seasoning cans  			<u>Always empty contents.</u> ✖ Please put out spray cans and gas cartridges without opening the holes. Removed the caps and nozzles. Take in your own cans or buckets public carriers managed by each area. Bring your containers back after collection. (carriers, etc. are managed by each area)	
<ul style="list-style-type: none"> • Pans • Kettles • Kitchen Knives • Metal baskets • Scissors • Nails • Wires • Bottle openers • 18 liter cans 			(Small metal parts) Remove parts other than metals. Put nails or screws in bags. (Harmful garbage) Ask retail stores to dispose of button batteries, re-chargeable batteries, or handed at the refuse disposal facility. For edges with adhesive tape, etc. to avoid danger. Use transparent bags.	
Harmful garbage (dry element batteries, lighters, thermometers, mercury thermometers, cutter blades, needles)			<ul style="list-style-type: none"> • Newspapers, etc 	Tie with string crosswise. The height should be about 20 to 30cm per item. Do not use adhesive tape to tie up.
<ul style="list-style-type: none"> • cardboard (the cross section is corrugated) 			<ul style="list-style-type: none"> • Magazines, etc (books, catalogues, textbooks, etc.) • Ads, etc (leaflets) • Empty boxes (boxes for sweets) • Heavy papers 	Put the bulky waste sticker corresponding to the actual price specified in the bulky waste collection charge sheet. You can also bring the bulky waste directly to the waste disposal facility (half-free will be charged). Separate combustible bulky waste and non-combustible bulky waste.
<ul style="list-style-type: none"> • Combustible bulky waste (chests, wooden furniture, bedding, etc.) 			<ul style="list-style-type: none"> • Non-combustible bulky waste (appliances, bicycles, kitchen gas stoves, etc.) 	
Items required to be recycled under the Home Electric Appliance recycling Law			<ul style="list-style-type: none"> • Refrigerators • Freezers • TV • Air conditioners • Washing machines ✖ Excluded for business use   	Ask the retailer where you bought the item or where you bought a new one to collect the old one. The town will collect only when the above-mentioned collection is not available. Check the manufacturer and pay the recycling fee at the post office. Obtain recycling coupon and hand over to the reception. Collection fee will be charged additionally: 2800 yen.
Items that cannot be collected or disposed of by the town			<ul style="list-style-type: none"> • Industrial waste (construction debris, etc.) • Fishing nets • Vinyl waste for agriculture • Bikes • Agriculture chemicals • Poisonous and deleterious substances • Waste oil (gasoline, heating oil, etc) • FRP products • Outboard engines • Personal computers • Other hazardous materials 	Ask the retail store from which the appliance and similar items were originally bought or the repair shop to dispose of it.

inquiries

Uoshima Administrative Branch Office Lifestyle Support Div, Public Health Section Tel: 0897-78-0011